

Apple iPhone X Quick Start Guide






Use this guide to perform the task of sending messages on your iPhone X.

For additional ways to accomplish this action please refer to the Apple iPhone X User Guide (<https://help.apple.com/iphone/10/>).


Send Messages

Your iPhone X can send/receive text messages, photos, and video through the **Messages app**.

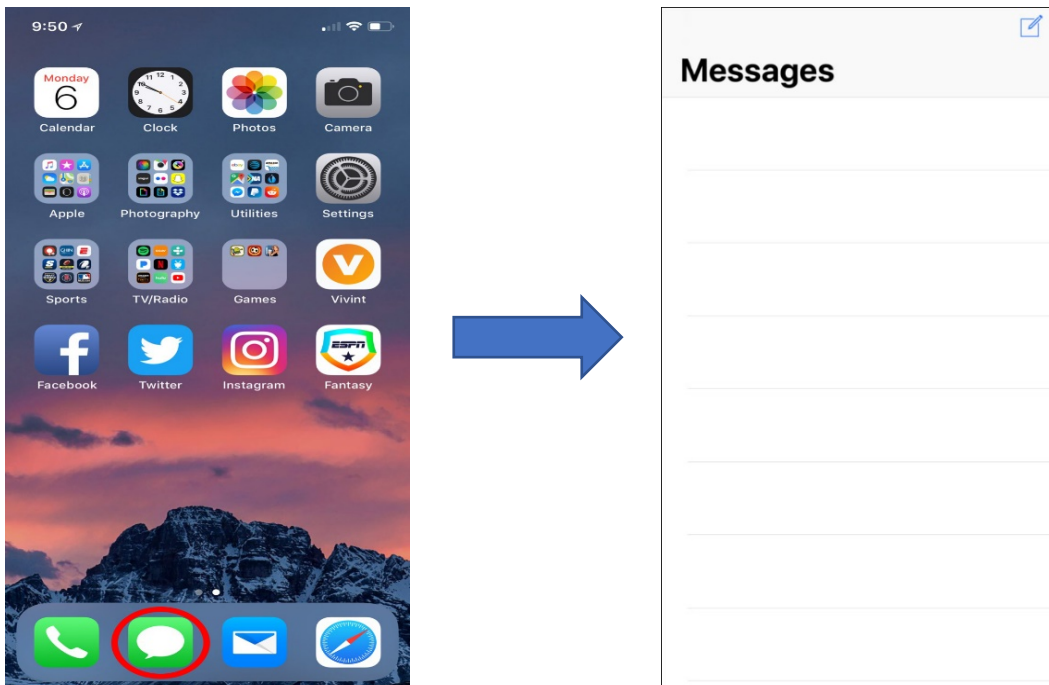
Some of the icons you will encounter while performing this task:


Icon	Name	Location	Function
	Messages app	On Home screen	App for sending messages
	New Message	Top-right portion of Messages screen	Creates a new message
	Contacts	Right side of the new message screen	Access to contacts in iPhone
	Message button	Left side on contact screen	Send message from contacts
	Send button	Right side of the text message field	Sends text from Message app

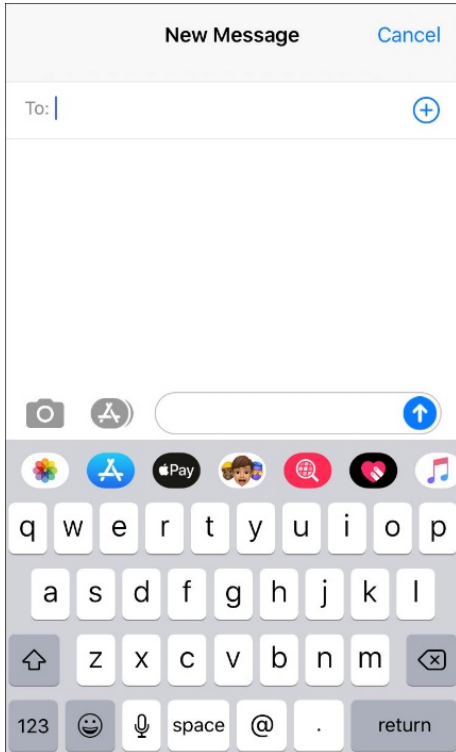
The following describes the process of sending text messages:


1. Tap  (Messages app) on the iPhone Home screen. The Messages app opens.

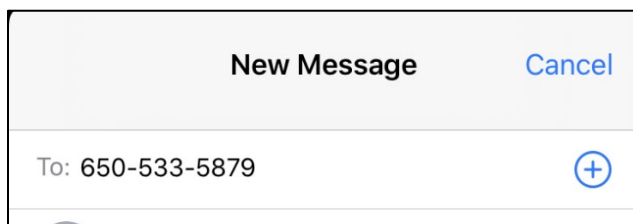
NOTE: Location of the icon will vary on Home screen.



2. Tap  (New Message) to start a new conversation. A new screen opens.




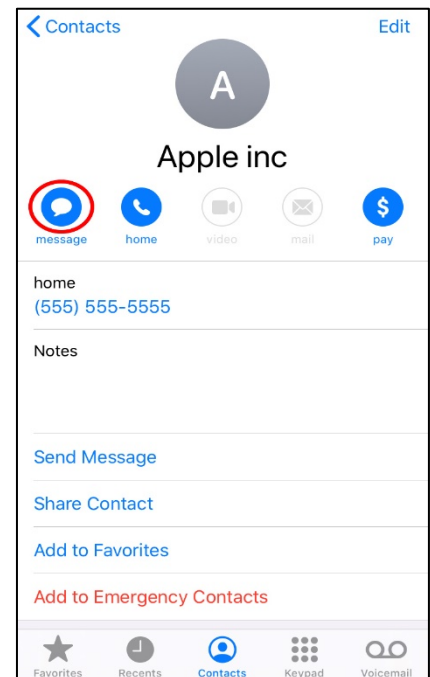
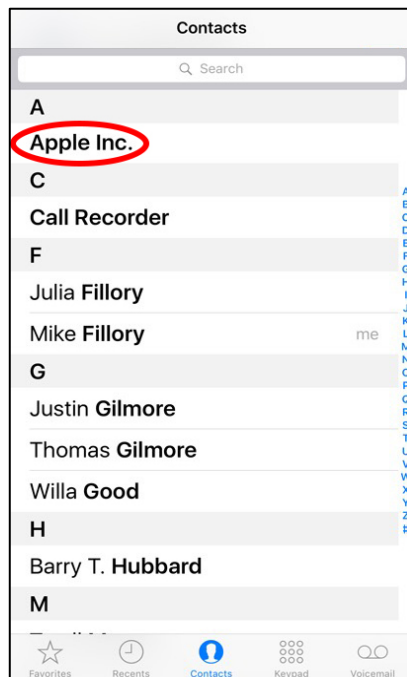
3. Next to the blinking cursor enter the recipient's phone number, email address, or tap  (Contacts) and choose a name from your list of contacts.



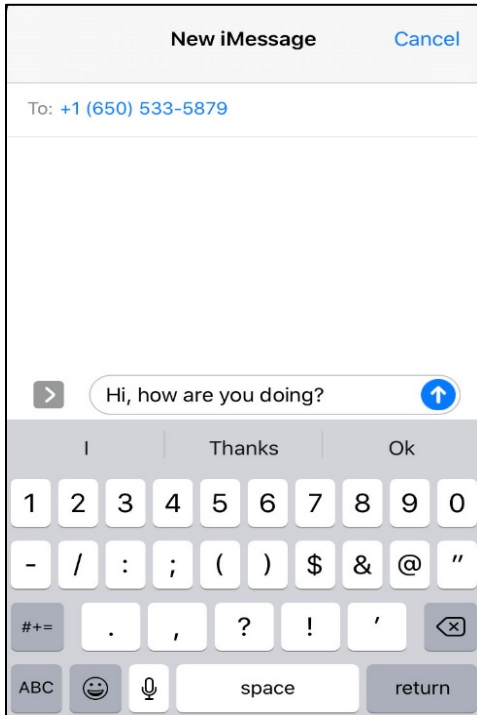
NOTE: If using Contacts there are additional steps for sending a message.

a. Select the contact. The contact screen opens.

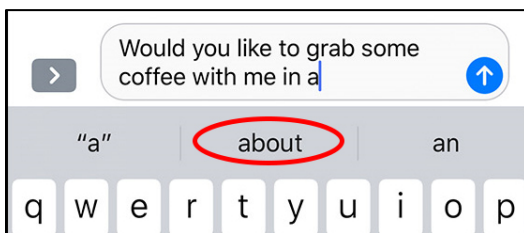
b. Tap  (Message) to start a conversation with that contact.



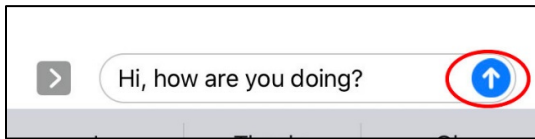
4. Tap the text field, use the keyboard to enter your message.



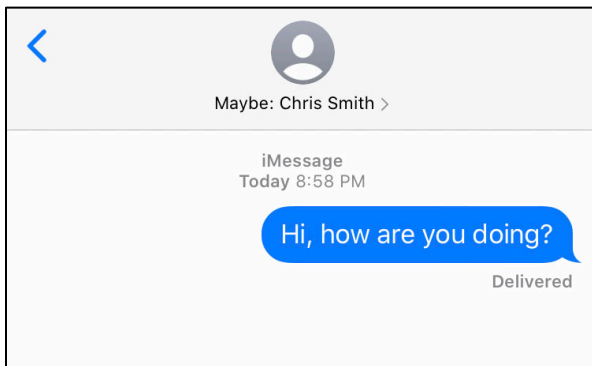
NOTE: As you type in the field, words and phrases will appear above the keyboard. This is predictive text. Tap a word and it's added to the field without typing the entire word.



5. Tap  (Send button) to send text.



Your text message appears in a blue or green text bubble. iMessage texts appear in blue bubbles, and SMS/MMS texts appear in green bubbles. Once sent, the word **Delivered** appears under the text bubble.



For additional information about your iPhone X, please refer to the Apple iPhone X User Guide (<https://help.apple.com/iphone/10/>).